



THE BIBLE:

Daniel 1

BIG IDEA:

God shows His power by taking care of us because we belong to Him

AT HOME GUIDE

NOTE TO PARENTS:

This week, the bible story is from Daniel 1 we use the ESV version at Resonate. You can read the story straight from the bible and/or download a children's version on our website. Use this guide to review the lesson from the teaching video.


STORY

PARENTS: Use this “script” to introduce to your child to this week’s bible story.

BLUE - parent instruction **BLACK** - story text

SAY: This week we are learning that **God shows His power by taking care of us because we belong to Him.**

SHOW: Picture 1 in lesson packet: **(Daniel and his friends eating vegetables and water)**



SAY: Daniel was a prophet from Israel who lived in a city called Babylon.

ASK: Why did the king want to give Daniel and his friends some of his best, most delicious food?

ANSWER: (Allow child to answer. Guide them to say, “because the king wanted to turn them into Babylonians”)

SAY: That’s right!

ASK: Why did Daniel refuse to eat the king’s food and choose to only eat vegetables? Who does Daniel belong to?

ANSWER: (Allow child to answer. Guide them to say, “Daniel belongs to Israel’s God and didn’t want to be a babylonian”)

PREPARE

1. Visit www.ResonateMovement.org/RESkidsonline



2. Download the [RESkids Bible Story](#) and [RESkids Coloring Page](#).

SHOW: Picture 2 in lesson packet: **(Daniel and his friends strong and healthy)**

SAY: There was a guard who watched over Daniel and his friends and he was nervous about only giving them vegetables. It was his job to make sure all the young men became strong. The guard knew that only vegetables wasn't going to be enough for their bodies. But Daniel knew something that the guard didn't know.

ASK: Even though Daniel was only going to eat vegetables, whose power was going to make sure they became strong?

ANSWER: (Allow child to answer. Guide them to say, "God's power")

SAY: That's right! **God shows His power by taking care of us because we belong to Him.** At the end of the ten days, some ate the king's food and Daniel and his friends ate vegetables.

ASK: Who ended up being the most strong, best looking, smartest and understanding things that the Babylonians could not?

ANSWER: (Allow child to answer. Guide them to say, "Daniel and his friends")

SAY: That's right!

ASK: But how could that be? They didn't get all the food they needed like the rest? Why didn't they need it?

ANSWER: (Allow child to answer. Guide them to say, "because they had God's power")


SAY: God uses His power to take care of all of His children because we belong to Him. Even when we feel sad or upset or hurt we can trust that God will always take care of us. Daniel knew he could trust God no matter what.

I sometimes have a hard time trusting God when I don't believe that He will take care of _____ for me. I'm afraid/worried/anxious that _____ will happen instead of trusting that **God shows His power by taking care of us because we belong to Him**

ASK: What is something that you have a hard time trusting God with? What is something that makes you sometimes feel afraid/worried/anxious?

ANSWER: (Allow child to answer honestly. Thank them for confessing.)

SAY: We both have some struggles with this, everyone does. God knows this about us and loves us anyway.

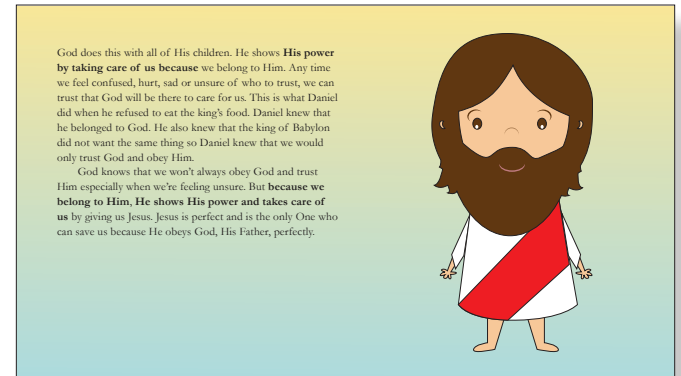


SHOW: Picture 3 in lesson packet: **(Jesus)**

ASK: What is the greatest thing that God has done for us to show His power and take care of us?

ANSWER: (Allow child to answer. Guide them to say, “gave us Jesus”)

SAY: That’s right! God knows we won’t always trust Him or obey Him so He gave us Jesus to trust and obey God perfectly. Now we don’t have to obey God to earn anything from Him. We get to obey God because **we belong to Him.**



THEME VERSE

He delivers and rescues; he works signs
and wonder in heaven and on earth.

Daniel 6:27

SAY: We learn God’s words to us because it helps us to know Him better and it tells us how to live.

SAY: Let’s say this verse together.

DO: Have your child repeat after you as you read the verse in sections.

SAY: In this verse, God is telling us that there’s NO ONE like Him. He won’t let anyone or anything be worshipped besides Him.

OPTIONAL OBJECT LESSON

ACTIVITY:
“WE ARE TAKEN CARE OF”



TIPS:

SAY: parents, say this

ASK: parents, ask your child these prompting questions and allow them to answer

DO: parents, do this action

SAY: God shows His power by taking care of us because we belong to Him. One of the ways He shows this is by giving us our families to help take care of us.

Think of some ways your family takes care of you. Ask your family for some ideas to help you think of more.

Draw a picture of your favorite way that your family cares for you.

Pray with your family and thank God for showing His power to take care of you because you belong to Him.

HOW TO USE THIS “AT HOME” GUIDE

NOTE TO PARENTS

Thank you for investing in the spiritual formation of your child(ren). Our hope is that you can use this guide to shepherd your child towards truths about God or themselves in a way that they can understand. The target age for this guide is for children ages 3 to 7 and we encourage you to make adjustments to fit the learning and focus ability of your child(ren). Remember, God created each person uniquely so please don't feel pressured to go through every activity and say every word exactly as written.

OUTLINE

PRAY - Start by saying a short prayer with your child(ren). “Dear God, thank you for Your word. Help us to learn something about You today. In Jesus’ Name, Amen” (Submitting the time to God’s leading)

PREPARE your child(ren) for this time by intentionally setting aside time and space for this lesson. Download materials and pull up the BK teaching video so you can watch together. There is also a coloring page for kids who need an activity while they listen.

STORY - This is the main lesson story. Use this script along with the PDF lesson story which uses age appropriate language for your child(ren).

OPTIONAL OBJECT LESSON - Use this as a fun way to interact with your child in a way that relates to the story. (Reinforcing the overall lesson)

PRAY - Finish each “at home” session in prayer with words that emphasize what was learned. “Dear God, thank You for teaching me that You love me as I am. Thank You that I don’t have to do anything special or extra to earn Your love. Thank You that even when I sin, You still love me. In Jesus’ Name, Amen.”