



God is with us

THE BIBLE:

Joseph's brothers sabotage Joseph
Genesis 37:12-36, 39:1-6

BIG IDEA:

God is with us, even when we can't see it

AT HOME GUIDE

NOTE TO PARENTS:

This week, the bible story is from Genesis 37:12-36, 39:1-6 we use the ESV version at Resonate. You can read the story straight from the bible and/or download a children's version on our website. Use this guide to review the lesson from the teaching video.

STORY



PARENTS: Use this "script" to introduce to your child to this week's bible story.

BLUE - parent instruction **BLACK** - story text

SAY: This week we are learning that **God is with us, even when we can't see it.**

SHOW: Picture 1 in lesson packet: **(Joseph wearing a multi colored coat with long sleeves, 11 brothers looking jealous around him)**

SAY: Joseph's brothers were very jealous that Joseph was their dad's favorite son.


I've felt jealous when _____.

ASK: What is something that you've felt jealous over?

ANSWER: (Allow child to answer honestly)

SAY: I can see why you would feel jealous over that.

When we feel jealous, we are wanting something that we can't have and are forgetting that God always gives us everything that we need. Joseph's brothers were so jealous that it led them to make a bad choice to harm Joseph.



PREPARE



1. Visit www.ResonateMovement.org/RESkidsonline to watch the teaching video.

2. Download the RESkids Bible Story and Coloring Page.

SHOW: Picture 2 in lesson packet: **(Joseph inside a big house, Potiphar giving approval to Joseph)**

SAY: Joseph was young and went from being his dad's favorite son to suddenly being sold to a stranger named Potiphar. That means all of Joseph's rights were gone and he now had to obey everything a stranger told him to do.

But here is where we start to see how God was with Joseph. Potiphar was a leader in Egypt and even *he* could see that God blessed everything that Joseph did.

Because of this, Potiphar trusted Joseph to be in charge of everything in his home.

One time I was struggling with _____ and it was really hard for me. Later, I realized that God was still with me during my struggle because _____.

ASK: What is something that has upset/scared you? What is one way of knowing that God was with you even though you didn't know it at the time? *(example: being afraid at night and eventually going back to sleep because God was there to give His peace. Being nervous about an event but getting through it because God gave His courage. This can be a hard question to answer - help your child with each step - the hard time and point out how God was with them)*

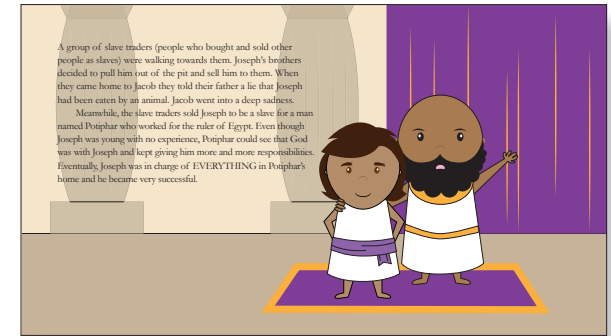
ANSWER: (Allow child to answer honestly with your gentle guidance)

SAY: I love discovering together all the ways God shows He's always here with us even when we can't see it.

We'll discover later that God uses Joseph to eventually save his family. But we already know who God uses to save the world.

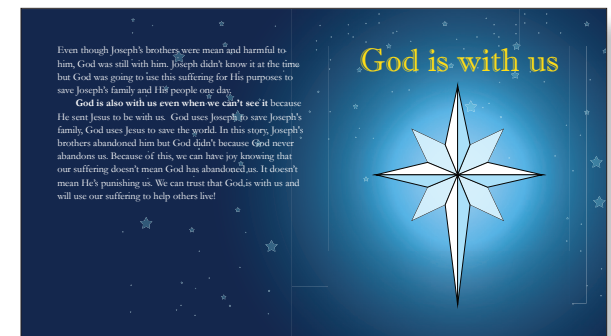
ASK: Who do you think that is?

ANSWER: (Allow child to answer. Guide them to say, "Jesus!")



SHOW: Picture 3 in lesson packet: **(God is with us)**

SAY: That's right! When we remember all that Jesus has done for us, we can trust that God is always with us!



THEME VERSE

God is our refuge and strength,
an ever-present help in trouble.
Psalm 46:1

SAY: We learn God's words because it helps us to know Him better and it tells us how to live.

SAY: Let's say this verse together.

DO: Have your child repeat after you as you read the verse in sections.

SAY: This verse helps us remember God is our power and protector! When trouble comes He always steps up and is always there.

OPTIONAL OBJECT LESSON

ACTIVITY

TIPS:

SAY: parents, say this

ASK: parents, ask your child these prompting questions and allow them to answer

DO: parents, do this action



Materials:

- White crayon (yellow will work if white not available)
- Water colors (a drop of food coloring in a cup of water will work if water colors aren't available)
- Small cup of water for rinsing
- paintbrush
- Piece of blank white paper

SAY: God is always with us even when we can't see Him. Let's draw a picture using our white crayon of something that reminds us of Him. *(example: a cross, a heart, Jesus, a pretty flower, your family - whatever makes YOU think of Him)*

DO: Help your child think of a symbol that reminds THEM of God's presence that they could draw or write the words of. Okay to help them with the drawing/writing!

SAY: Even though we can't see it right now, we still know the picture is there.

DO: Take the water colors and have them paint over their drawing

SAY: Now we can see what we couldn't see before! When we're struggling or suffering, we sometimes forget that God is always with us. Just like the white drawing can't be seen at first, it doesn't mean it's not there. But it is! Just like God is ALWAYS here for us even when we can't see him.

HOW TO USE THIS “AT HOME” GUIDE

NOTE TO PARENTS

Thank you for investing in the spiritual formation of your child(ren). Our hope is that you can use this guide to shepherd your child towards truths about God or themselves in a way that they can understand. The target age for this guide is for children ages 3 to 7 and we encourage you to make adjustments to fit the learning and focus ability of your child(ren). Remember, God created each person uniquely so please don't feel pressured to go through every activity and say every word exactly as written.

OUTLINE

PRAY - Start by saying a short prayer with your child(ren). “Dear God, thank you for Your word. Help us to learn something about You today. In Jesus’ Name, Amen” (Submitting the time to God’s leading)

PREPARE your child(ren) for this time by intentionally setting aside time and space for this lesson. Download materials and pull up the BK teaching video so you can watch together. There is also a coloring page for kids who need an activity while they listen.

STORY - This is the main lesson story. Use this script along with the PDF lesson story which uses age appropriate language for your child(ren).

OPTIONAL OBJECT LESSON - Use this as a fun way to interact with your child in a way that relates to the story. (Reinforcing the overall lesson)

PRAY - Finish each “at home” session in prayer with words that emphasize what was learned. “Dear God, thank You for teaching me that You love me as I am. Thank You that I don’t have to do anything special or extra to earn Your love. Thank You that even when I sin, You still love me. In Jesus’ Name, Amen.”